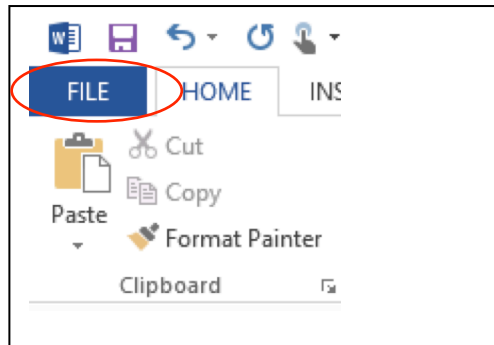
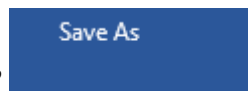


How to make a PDF with Word Doc

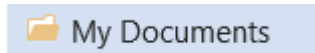
1. Go up to the tab “File”



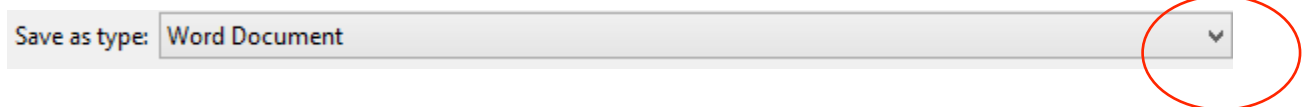
2. Click “Save As”



3. Go to “My Documents” click it



4. Click “Save as Type”



5. Click “PDF”



6. Then hit “save”