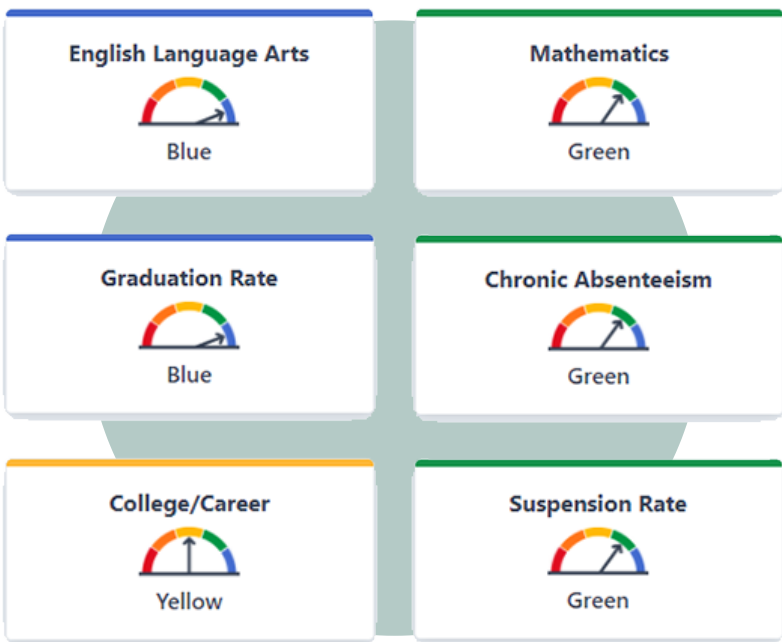


# OUTCOMES

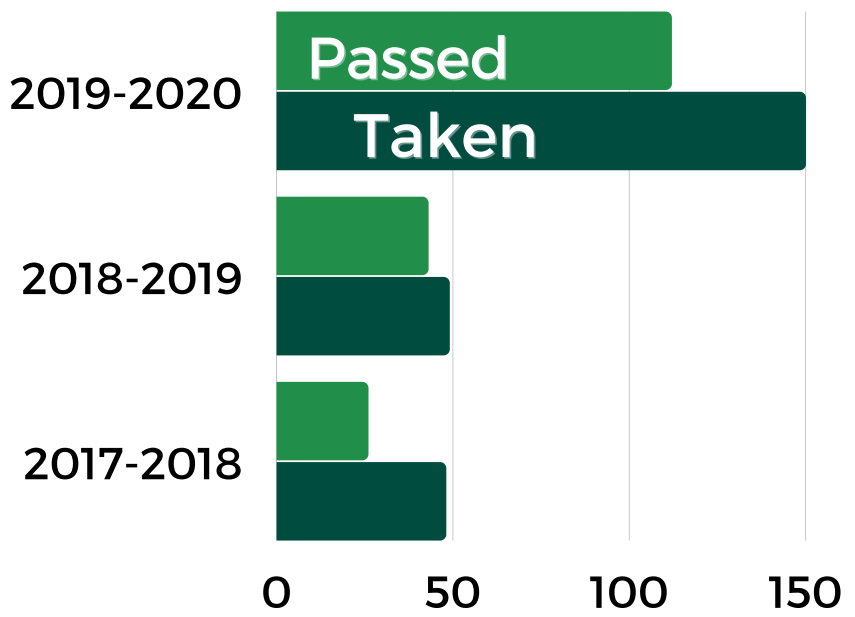
## CAASPP

The California Department of Education produces a dashboard for each school. As you can see from our 2019 Dashboard results, Da Vinci shows performance above the standard with year over year increases in all areas with the exception of College/Career Readiness. Some College and Career Readiness data, such as dual enrollment was not reported. Additionally, Da Vinci's two CTE Pathways are now operational. This metric will significantly increase in future years. Sometimes students and families are concerned that a PBL environment may not provide the same academic rigor and high outcomes as other schools. We believe that it does that and much, much more.



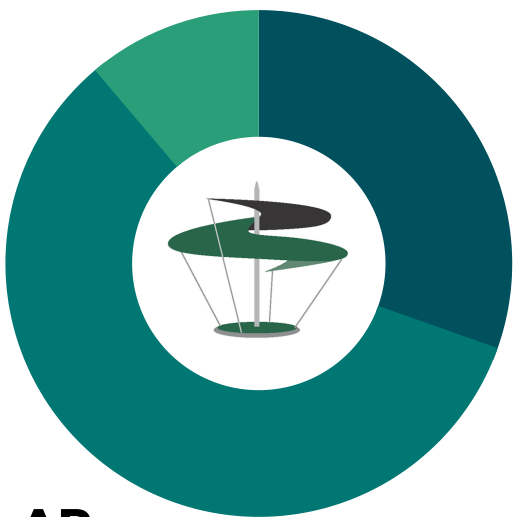
## AP TESTING

In addition to successful AP testing rates in language, math and art courses, during the 2019-2020 school year, Da Vinci added AP Computer Science Principles as a part of the Software and Systems Development CTE pathway. The course has proven to be immensely popular and lead to a significant increase in students electing to take the AP Computer Science Principles exam.



## College Prep

11.2%



## Honors

30.4%

## COURSE RIGOR

During the 2020-2021 school year, Da Vinci students consistently chose to take Advanced Placement and Honors coursework despite the added challenge of distance learning. In fact, almost 90% of students elect to take one of these courses. Furthermore, Da Vinci students have taken over 100 community college courses in the 2020-2021 school year, earning credits that will transfer with them to UC/CSU.

## CLASS OF 2020

Da Vinci endeavors to prepare every student for college or career and has a strong, college-going culture. Despite the worldwide pandemic beginning during the 2019-2020 school year, our seniors still overwhelmingly chose to attend a 4-year university or community college as their post-secondary plan. Students who fell in the other category had post-secondary plans that included military, gap year, and workforce.

